


SENATE

'19 NOV -6 P4:17

COMMITTEE REPORT NO. 18

RECEIVED BY: 

Prepared and submitted by the Committee on Finance on NOV - 6 2019

**RE : House Bill No. 4228**

*Recommending its approval with amendments*

*Sponsors:* Sen. Sonny Angara, Sen. Cynthia A. Villar, Sen. Panfilo "Ping" M. Lacson, Sen. Pia S. Cayetano, Sen. Win Gatchalian, Sen. Christopher Lawrence T. Go, Sen. Richard J. Gordon, Sen. Risa Hontiveros, Sen. Imee R. Marcos, Sen. Joel Villanueva and all members of the Senate Committee on Finance

**MR. PRESIDENT:**

*The Committee on Finance to which was referred **House Bill No. 4228** entitled:*

**"AN ACT APPROPRIATING FUNDS FOR THE OPERATION OF THE GOVERNMENT OF THE REPUBLIC OF THE PHILIPPINES FROM JANUARY ONE TO DECEMBER THIRTY-ONE, TWO THOUSAND AND TWENTY, AND FOR OTHER PURPOSES"**

*has considered the same and has the honor to report it back to the Senate with the recommendation that the amendments on House Bill No. 4228, the 2020 General Appropriations Bill as shown in **Annex "A"** (Volumes I-A, I-B, and II), summarized hereunder:*

In Thousand Pesos

Particulars	House Bill No. 4228 (FY 2020 GAB)	Senate		Senate Recommendation
		Increase	(Decrease)	
Programmed	2,850,210,977	97,532,625	(97,532,625)	2,850,210,977
Unprogrammed	216,303,492	33,000,000	(33,000,000)	216,303,492
<b>Total</b>	<b>3,066,514,469</b>	<b>130,532,625</b>	<b>(130,532,625)</b>	<b>3,066,514,469</b>

*and the amendments on the Special and General Provisions under **Annex "B"** be adopted.*

*The Committee, pursuant to Section 13, Chapter III of R.A. 7638, has also the honor to recommend the approval of the budget of the energy corporations under H.B. No. 4228, summarized as follows:*

In Thousand Pesos

Particulars	House Bill No. 4228 (FY 2020 GAB)	Senate		Senate Recommendation
		Increase	(Decrease)	
National Electrification Administration	14,647,006	745,000	(1,021,638)	14,370,368
National Power Corporation	33,421,449			33,421,449
Philippine National Oil Company	1,024,131			1,024,131
<b>Total</b>	<b>49,092,586</b>	<b>745,000</b>	<b>(1,021,638)</b>	<b>48,815,948</b>


RESPECTFULLY SUBMITTED



**SONNY ANGARA**

Chairperson, Committee on Finance

*Vice-Chairpersons:*



**CYNTHIA A. VILLAR**

*Sub-Committee B*



**PANFILO M. LACSON**

*Sub-Committee C*

**PIA CAYETANO**

*Sub-Committee D*



**WIN GATCHALIAN**

*Sub-Committee E*

**CHRISTOPHER LAWRENCE T. GO**

*Sub-Committee F*


**RICHARD J. GORDON**

*Sub-Committee G*



**RISA HONTIVEROS**

*Sub-Committee H*



**IMEE R. MARCOS**

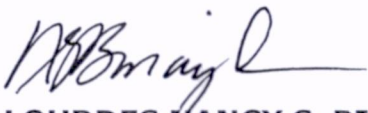
*Sub-Committee I*

*may interpellate.*

**JOEL VILLANUEVA**


*Sub-Committee J*

*Members:*



**MARIA LOURDES NANCY S. BINAY**

**RONALD "BATO" DELA ROSA**



**MANUEL "LITO" M. LAPID**

**EMMANUEL "MANNY" D. PACQUIAO**

**AQUILINO "KOKO" PIMENTEL III**



**GRACE POE**

**RAMON BONG REVILLA, JR.**




**FRANCIS "TOL" N. TOLENTINO**


**LEILA M. DE LIMA**

**FRANCIS "KIKO" PANGILINAN**


Ex Officio Members:



**FRANKLIN M. DRILON**  
*Minority Leader*



**JUAN MIGUEL "MIGZ" F. ZUBIRI**  
*Majority Leader*



**RALPH G. RECTO**  
*Senate President Pro-Tempore*

**THE HONORABLE  
VICENTE C. SOTTO III**  
*Senate President*  
Pasay City



Committee Report on HB No. 4228 (FY 2020 General Appropriations Bill)					
Summary of FY 2020 New Appropriations					
By Department/Agency/Corporation/Fund					
(In Thousand Pesos)					
Department/Agency/Corporation/Fund	FY 2020 General Appropriations Bill (HB No. 4228)	COMMITTEE REPORT			FY 2020 SV Committee Report on HB No. 4228
		Increases	Decreases	Net Change	
<b>DEPARTMENTS</b>	<b>2,300,690,440</b>	<b>77,465,895</b>	<b>(51,794,706)</b>	<b>25,671,189</b>	<b>2,326,361,629</b>
I. CONGRESS OF THE PHILIPPINES	22,881,045	7,700	(7,700)	-	22,881,045
A. Senate	7,494,902	-	-	-	7,494,902
B. Senate Electoral Tribunal	292,730	7,700	(7,700)	-	292,730
C. Commission on Appointments	817,836	-	-	-	817,836
D. House of Representatives	14,059,030	-	-	-	14,059,030
E. House Electoral Tribunal	216,547	-	-	-	216,547
II. OFFICE OF THE PRESIDENT	8,201,318	-	-	-	8,201,318
A. The President's Offices	8,201,318	-	-	-	8,201,318
III. OFFICE OF THE VICE PRESIDENT	664,883	-	-	-	664,883
A. Office of the Vice-President	664,883	-	-	-	664,883
IV. DEPARTMENT OF AGRARIAN REFORM	8,035,200	600,000	-	600,000	8,635,200
A. Office of the Secretary	8,035,200	600,000	-	600,000	8,635,200
V. DEPARTMENT OF AGRICULTURE	54,931,684	3,343,565	(3,343,565)	-	54,931,684
A. Office of the Secretary	44,181,121	2,695,545	(2,621,569)	73,976	44,255,097
B. Agricultural Credit Policy Council	2,582,193	220,000	(220,000)	-	2,582,193
C. Bureau of Fisheries and Aquatic Resources	5,857,940	389,020	(389,020)	-	5,857,940
E. Fertilizer and Pesticide Authority	192,223	5,000	(5,000)	-	192,223
F. National Fisheries Research and Development Institute	286,467	-	-	-	286,467
F. National Meat Inspection Service	413,425	16,000	(16,000)	-	413,425
G. Philippine Carabao Center	447,105	-	-	-	447,105
H. Philippine Center for Post-Harvest Development and Mechanization	338,727	-	-	-	338,727
I. Philippine Council for Agriculture and Fisheries	233,975	-	(73,976)	(73,976)	159,999
J. Philippine Fiber Industry Development Authority	398,508	18,000	(18,000)	-	398,508
VI. DEPARTMENT OF BUDGET AND MANAGEMENT	2,265,194	-	-	-	2,265,194
A. Office of the Secretary	2,047,926	-	-	-	2,047,926
B. Government Procurement Policy Board - Technical Support Office	217,268	-	-	-	217,268
VII. DEPARTMENT OF EDUCATION	519,653,188	6,231,592	-	6,231,592	525,884,780
A. Office of the Secretary	518,834,708	6,026,035	-	6,026,035	524,860,743
B. Early Childhood Care and Development Council	213,683	144,623	-	144,623	358,306
C. National Book Development Board	57,724	25,934	-	25,934	83,658
D. National Council for Children's Television	12,829	15,000	-	15,000	27,829
E. National Museum	433,078	10,000	-	10,000	443,078
F. Philippine High School for the Arts	101,166	10,000	-	10,000	111,166
VIII. STATE UNIVERSITIES AND COLLEGES	65,366,907	1,951,714	-	1,951,714	67,318,621
A. University of the Philippines System	15,905,534	1,838,714	-	1,838,714	17,744,248
B. NATIONAL CAPITAL REGION	4,190,441	7,000	-	7,000	4,197,441
B.1 Eulogio "Amang" Rodriguez Institute of Science and Technology	211,505	1,000	-	1,000	212,505
B.2 Marikina Polytechnic College	140,990	1,000	-	1,000	141,990
B.3 Philippine Normal University	854,508	1,000	-	1,000	855,508
B.4 Philippine State College of Aeronautics	170,316	1,000	-	1,000	171,316
B.5 Polytechnic University of the Philippines	1,669,131	1,000	-	1,000	1,670,131
B.6 Rizal Technological University	408,228	1,000	-	1,000	409,228
B.7 Technological University of the Philippines	735,763	1,000	-	1,000	736,763
C. REGION I - ILOCOS	3,521,019	6,000	-	6,000	3,527,019
C.1 Don Mariano Marcos Memorial State University	1,128,336	1,000	-	1,000	1,129,336
C.2 Ilocos Sur Polytechnic State College	294,821	1,000	-	1,000	295,821
C.3 Mariano Marcos State University	715,379	1,000	-	1,000	716,379

Department/Agency/Corporation/Fund	FY 2020 General Appropriations Bill (HB No. 4228)	COMMITTEE REPORT			FY 2020 SV Committee Report on HB No. 4228
		Increases	Decreases	Net Change	
C.4 North Luzon Philippines State College	99,352	1,000	-	1,000	100,352
C.5 Pangasinan State University	565,730	1,000	-	1,000	566,730
C.6 University of Northern Philippines	717,401	1,000	-	1,000	718,401
<b>D. CORDILLERA ADMINISTRATIVE REGION</b>	<b>1,907,359</b>	<b>6,000</b>	<b>-</b>	<b>6,000</b>	<b>1,913,359</b>
D.1 Abra State Institute of Science and Technology	223,297	1,000	-	1,000	224,297
D.2 Apayao State College	161,302	1,000	-	1,000	162,302
D.3 Benguet State University	598,606	1,000	-	1,000	599,606
D.4 Ifugao State University	326,365	1,000	-	1,000	327,365
D.5 Kalinga State University	283,271	1,000	-	1,000	284,271
D.6 Mountain Province State University	314,518	1,000	-	1,000	315,518
<b>E. REGION II - CAGAYAN VALLEY</b>	<b>2,474,441</b>	<b>5,000</b>	<b>-</b>	<b>5,000</b>	<b>2,479,441</b>
E.1 Batanes State College	58,767	1,000	-	1,000	59,767
E.2 Cagayan State University	746,405	1,000	-	1,000	747,405
E.3 Isabela State University	995,076	1,000	-	1,000	996,076
E.4 Nueva Vizcaya State University	476,407	1,000	-	1,000	477,407
E.5 Quirino State University	197,786	1,000	-	1,000	198,786
<b>F. REGION III - CENTRAL LUZON</b>	<b>5,573,735</b>	<b>12,000</b>	<b>-</b>	<b>12,000</b>	<b>5,585,735</b>
F.1 Aurora State College of Technology	133,227	1,000	-	1,000	134,227
F.2 Bataan Peninsula State University	625,517	1,000	-	1,000	626,517
F.3 Bulacan Agricultural State College	190,531	1,000	-	1,000	191,531
F.4 Bulacan State University	1,104,649	1,000	-	1,000	1,105,649
F.5 Central Luzon State University	744,693	1,000	-	1,000	745,693
F.6 Don Honorio Ventura Technological State University	299,887	1,000	-	1,000	300,887
F.7 Nueva Ecija University of Science and Technology	537,472	1,000	-	1,000	538,472
F.8 Pampanga State Agricultural University	308,442	1,000	-	1,000	309,442
F.9 Philippine Merchant Marine Academy	264,682	1,000	-	1,000	265,682
F.10 President Ramon Magsaysay Technological University	384,900	1,000	-	1,000	385,900
F.11 Tarlac Agricultural University (Tarlac College of Agriculture)	445,080	1,000	-	1,000	446,080
F.12 Tarlac State University	534,655	1,000	-	1,000	535,655
<b>REGION IV - SOUTHERN TAGALOG AND PALAWAN</b>	<b>3,850,145</b>	<b>11,000</b>	<b>-</b>	<b>11,000</b>	<b>3,861,145</b>
<b>G. Region IVA- CALABARZON</b>	<b>2,195,797</b>	<b>5,000</b>	<b>-</b>	<b>5,000</b>	<b>2,200,797</b>
G.1 Batangas State University	486,295	1,000	-	1,000	487,295
G.2 Cavite State University	538,351	1,000	-	1,000	539,351
G.3 Laguna State Polytechnic University	397,350	1,000	-	1,000	398,350
G.4 Southern Luzon State University	286,133	1,000	-	1,000	287,133
G.5 University of Rizal System	487,668	1,000	-	1,000	488,668
<b>H. Region IVB- MIMAROPA</b>	<b>1,654,348</b>	<b>6,000</b>	<b>-</b>	<b>6,000</b>	<b>1,660,348</b>
H.1 Marinduque State College	167,640	1,000	-	1,000	168,640
H.2 Mindoro State University	263,269	1,000	-	1,000	264,269
H.3 Occidental Mindoro State College	229,140	1,000	-	1,000	230,140
H.4 Palawan State University	471,657	1,000	-	1,000	472,657
H.5 Romblon State University	273,827	1,000	-	1,000	274,827
H.6 Western Philippines University	248,815	1,000	-	1,000	249,815
<b>I. REGION V - BICOL</b>	<b>3,680,546</b>	<b>9,000</b>	<b>-</b>	<b>9,000</b>	<b>3,689,546</b>
I.1 Bicol State College of Applied Sciences and Technology	123,629	1,000	-	1,000	124,629
I.2 Bicol University	908,252	1,000	-	1,000	909,252
I.3 Camarines Norte State College	461,875	1,000	-	1,000	462,875
I.4 Camarines Sur Polytechnic Colleges	263,684	1,000	-	1,000	264,684
I.5 Catanduanes State University	678,024	1,000	-	1,000	679,024
I.6 Central Bicol State University of Agriculture	452,631	1,000	-	1,000	453,631
I.7 Dr. Emilio B. Espinosa, Sr. Memorial State College of Agriculture and Technology	189,657	1,000	-	1,000	190,657
I.8 Partido State University	337,538	1,000	-	1,000	338,538
I.9 Sorsogon State College	265,256	1,000	-	1,000	266,256



Department/Agency/Corporation/Fund	FY 2020 General Appropriations Bill (HB No. 4228)	COMMITTEE REPORT			FY 2020 SV Committee Report on HB No. 4228
		Increases	Decreases	Net Change	
J. REGION VI - WESTERN VISAYAS	4,472,326	11,000	-	11,000	4,483,326
J.1 Aklan State University	359,268	1,000	-	1,000	360,268
J.2 Capiz State University	569,209	1,000	-	1,000	570,209
J.3 Carlos C. Hilado Memorial State College	379,431	1,000	-	1,000	380,431
J.4 Central Philippines State University	250,343	1,000	-	1,000	251,343
J.5 Guimaras State College	151,651	1,000	-	1,000	152,651
J.6 Iloilo Science and Technology University	607,284	1,000	-	1,000	608,284
J.7 Iloilo State University of Science and Technology	253,696	1,000	-	1,000	254,696
J.8 Northern Iloilo State University	313,135	1,000	-	1,000	314,135
J.9 Northern Negros State College of Science and Technology	127,044	1,000	-	1,000	128,044
J.10 University of Antique	260,107	1,000	-	1,000	261,107
J.11 West Visayas State University	1,201,158	1,000	-	1,000	1,202,158
K. REGION VII - CENTRAL VISAYAS	2,290,824	5,000	-	5,000	2,295,824
K.1 Bohol Island State University	378,334	1,000	-	1,000	379,334
K.2 Cebu Normal University	294,920	1,000	-	1,000	295,920
K.3 Cebu Technological University	967,708	1,000	-	1,000	968,708
K.4 Negros Oriental State University	533,826	1,000	-	1,000	534,826
K.5 Siquijor State College	116,036	1,000	-	1,000	117,036
L. REGION VIII - EASTERN VISAYAS	4,463,255	10,000	-	10,000	4,473,255
L.1 Eastern Samar State University	479,703	1,000	-	1,000	480,703
L.2 Eastern Visayas State University	493,239	1,000	-	1,000	494,239
L.3 Leyte Normal University	523,593	1,000	-	1,000	524,593
L.4 Naval State University	335,658	1,000	-	1,000	336,658
L.5 Northwest Samar State University	317,811	1,000	-	1,000	318,811
L.6 Palompon Polytechnic State University	222,865	1,000	-	1,000	223,865
L.7 Samar State University	325,728	1,000	-	1,000	326,728
L.8 Southern Leyte State University	415,701	1,000	-	1,000	416,701
L.9 University of Eastern Philippines	449,867	1,000	-	1,000	450,867
L.10 Visayas State University	899,090	1,000	-	1,000	900,090
M. REGION IX - ZAMBOANGA PENINSULA	1,474,738	5,000	-	5,000	1,479,738
M.1 J.H. Cerilles State College	161,186	1,000	-	1,000	162,186
M.2 Jose Rizal Memorial State University	334,051	1,000	-	1,000	335,051
M.3 Western Mindanao State University	592,006	1,000	-	1,000	593,006
M.4 Zamboanga City State Polytechnic College	171,793	1,000	-	1,000	172,793
M.5 Zamboanga State College of Marine Sciences and Technology	215,702	1,000	-	1,000	216,702
N. REGION X - NORTHERN MINDANAO	2,805,729	7,000	-	7,000	2,812,729
N.1 Bukidnon State University	396,196	1,000	-	1,000	397,196
N.2 Camiguin Polytechnic State College	77,124	1,000	-	1,000	78,124
N.3 Central Mindanao University	737,219	1,000	-	1,000	738,219
N.4 MSU-Iligan Institute of Technology	1,021,654	1,000	-	1,000	1,022,654
N.5 Northwestern Mindanao State College of Science and Technology	167,385	1,000	-	1,000	168,385
N.6 University of Science and Technology of Southern Philippines- Cagayan de Oro Campus	293,319	1,000	-	1,000	294,319
N.7 University of Science and Technology of Southern Philippines- Claveria Campus	112,832	1,000	-	1,000	113,832
O. REGION XI - DAVAO REGION	1,501,546	5,000	-	5,000	1,506,546
O.1 Compostela Valley State College	102,104	1,000	-	1,000	103,104
O.2 Davao del Norte State College	157,804	1,000	-	1,000	158,804
O.3 Davao Oriental State University	491,327	1,000	-	1,000	492,327
O.4 Southern Philippines Agri-Business and Marine and Aquatic School of Technology	284,562	1,000	-	1,000	285,562
O.5 University of Southeastern Philippines	465,749	1,000	-	1,000	466,749
P. REGION XII - SOCCSKSARGEN	1,526,872	4,000	-	4,000	1,530,872
P.1 Cotabato State University	190,067	1,000	-	1,000	191,067
P.2 Cotabato Foundation College of Science and Technology	229,018	1,000	-	1,000	230,018
P.3 Sultan Kudarat State University	515,645	1,000	-	1,000	516,645
P.4 University of Southern Mindanao	592,142	1,000	-	1,000	593,142



Department/Agency/Corporation/Fund	FY 2020 General Appropriations Bill (HB No. 4228)	COMMITTEE REPORT			FY 2020 SV Committee Report on HB No. 4228
		Increases	Decreases	Net Change	
Q. REGION XIII - CARAGA	1,698,398	4,000	-	4,000	1,702,398
Q.1 Agusan del Sur State College of Agriculture and Technology	135,417	1,000	-	1,000	136,417
Q.2 Caraga State University	645,380	1,000	-	1,000	646,380
Q.3 Surigao del Sur State University	436,519	1,000	-	1,000	437,519
Q.4 Surigao State College of Technology	481,082	1,000	-	1,000	482,082
R. AUTONOMOUS REGION IN MUSLIM MINDANO	4,029,999	6,000	-	6,000	4,035,999
R.1 Adiong Memorial Polytechnic State College	73,590	1,000	-	1,000	74,590
R.2 Basilan State College	96,189	1,000	-	1,000	97,189
R.3 Mindanao State University	3,067,422	1,000	-	1,000	3,068,422
R.4 MSU-Tawi-Tawi College of Technology and Oceanography	565,857	1,000	-	1,000	566,857
R.5 Sulu State College	118,054	1,000	-	1,000	119,054
R.6 Tawi-Tawi Regional Agricultural College	108,887	1,000	-	1,000	109,887
IX. DEPARTMENT OF ENERGY	1,395,561	34,100	-	34,100	1,429,661
A. Office of the Secretary	1,395,561	34,100	-	34,100	1,429,661
X. DEPARTMENT OF ENVIRONMENT AND NATURAL RESOURCES	25,995,843	1,399,873	(1,308,163)	91,710	26,087,553
A. Office of the Secretary	20,434,065	261,873	(1,035,163)	(773,290)	19,660,775
B. Environmental Management Bureau	2,430,644	1,138,000	(273,000)	865,000	3,295,644
C. Mines and Geo-Sciences Bureau	1,360,336	-	-	-	1,360,336
D. National Mapping and Resource Information Authority	1,489,997	-	-	-	1,489,997
E. National Water Resources Board	168,205	-	-	-	168,205
F. Palawan Council for Sustainable Development Staff	112,596	-	-	-	112,596
XI. DEPARTMENT OF FINANCE	17,293,807	155,466	(550,681)	(395,215)	16,898,592
A. Office of the Secretary	836,607	-	-	-	836,607
B. Bureau of Customs	2,256,215	41,550	-	41,550	2,297,765
C. Bureau of Internal Revenue	8,458,079	113,916	-	113,916	8,571,995
D. Bureau of Local Government Finance	259,482	-	-	-	259,482
E. Bureau of the Treasury	4,770,779	-	-	-	4,770,779
F. Central Board of Assessment Appeals	18,161	-	-	-	18,161
G. Insurance Commission	6	-	-	-	6
H. National Tax Research Center	62,257	-	-	-	62,257
I. Privatization and Management Office	81,540	-	-	-	81,540
J. Securities and Exchange Commission	550,681	-	(550,681)	(550,681)	-
XII. DEPARTMENT OF FOREIGN AFFAIRS	22,471,632	1,745,208	-	1,745,208	24,216,840
A. Office of the Secretary	22,378,505	1,697,873	-	1,697,873	24,076,378
B. Foreign Service Institute	66,763	45,750	-	45,750	112,513
C. Technical Cooperation Council of the Philippines	3,636	1,585	-	1,585	5,221
D. UNESCO National Commission of the Philippines	22,728	-	-	-	22,728
XIII. DEPARTMENT OF HEALTH	88,922,820	7,436,000	-	7,436,000	96,358,820
A. Office of the Secretary	88,461,787	7,436,000	-	7,436,000	95,897,787
B. National Nutrition Council	461,033	-	-	-	461,033
XIV. DEPARTMENT OF HUMAN SETTLEMENTS AND URBAN DEVELOPMENT (DHSUD)	613,853	-	-	-	613,853
A. Office of the Secretary	373,172	-	-	-	373,172
B. Human Settlements Adjudication Commission	240,681	-	-	-	240,681
XV. DEPARTMENT OF INFORMATION AND COMMUNICATIONS TECHNOLOGY	3,674,199	4,045,900	-	4,045,900	7,720,099
A. Office of the Secretary	2,863,464	4,000,000	-	4,000,000	6,863,464
B. Cybercrime Investigation and Coordination Center	11,261	-	-	-	11,261
C. National Privacy Commission	229,596	-	-	-	229,596
D. National Telecommunications Commission	569,878	45,900	-	45,900	615,778
XVI. DEPARTMENT OF THE INTERIOR AND LOCAL GOVERNMENT	237,224,917	1,757,208	(984,433)	772,775	237,997,692
A. Office of the Secretary	6,794,322	397,500	-	397,500	7,191,822
B. Bureau of Fire Protection	22,723,366	20,000	-	20,000	22,743,366



Department/Agency/Corporation/Fund	FY 2020 General Appropriations Bill (HB No. 4228)	COMMITTEE REPORT			FY 2020 SV Committee Report on HB No. 4228
		Increases	Decreases	Net Change	
C. Bureau of Jail Management and Penology	18,596,158	-	-	-	18,596,158
D. Local Government Academy	252,895	25,000	-	25,000	277,895
E. National Commission on Muslim Filipinos	635,130	10,000	-	10,000	645,130
F. National Police Commission	1,773,480	-	-	-	1,773,480
G. National Youth Commission	120,276	-	-	-	120,276
H. Philippine Commission on Women	106,901	-	-	-	106,901
I. Philippine National Police	185,999,560	1,304,708	(984,433)	320,275	185,919,835
J. Philippine Public Safety College	622,829	-	-	-	622,829
<b>XVII. DEPARTMENT OF JUSTICE</b>	<b>21,754,305</b>	<b>287,300</b>	<b>(19,500)</b>	<b>267,800</b>	<b>22,022,105</b>
A. Office of the Secretary	6,767,978	37,000	-	37,000	6,804,978
B. Bureau of Corrections	4,144,182	100,000	-	100,000	4,244,182
C. Bureau of Immigration	1,549,923	20,000	-	20,000	1,569,923
D. Land Registration Authority	1,033,612	10,000	-	10,000	1,043,612
E. National Bureau of Investigation	1,741,648	69,500	-	69,500	1,811,148
F. Office of the Government Corporate Counsel	175,057	10,000	-	10,000	185,057
G. Office of the Solicitor General	1,041,573	20,000	-	20,000	1,061,573
H. Parole and Probation Administration	936,162	10,000	-	10,000	946,162
I. Presidential Commission on Good Government	141,614	10,800	-	10,800	152,414
J. Public Attorney's Office	4,222,556	-	(19,500)	(19,500)	4,203,056
<b>XVIII. DEPARTMENT OF LABOR AND EMPLOYMENT</b>	<b>14,420,635</b>	<b>1,293,224</b>	<b>-</b>	<b>1,293,224</b>	<b>15,713,859</b>
A. Office of the Secretary	9,207,896	1,140,000	-	1,140,000	10,347,896
B. Institute of Labor Studies	47,877	-	-	-	47,877
C. National Conciliation and Mediation Board	238,695	3,224	-	3,224	241,919
D. National Labor Relations Commission	1,242,633	-	-	-	1,242,633
E. National Maritime Polytechnic	112,443	-	-	-	112,443
F. National Wages and Productivity Commission	226,268	-	-	-	226,268
G. Philippine Overseas Employment Administration	510,051	-	-	-	510,051
H. Professional Regulation Commission	1,375,994	20,000	-	20,000	1,395,994
I. Overseas Workers Welfare Administration	1,458,778	130,000	-	130,000	1,588,778
<b>XIX. DEPARTMENT OF NATIONAL DEFENSE</b>	<b>189,650,846</b>	<b>18,321,535</b>	<b>(16,632,128)</b>	<b>1,689,407</b>	<b>191,340,253</b>
A. Office of the Secretary- Proper	517,217	107,874	-	107,874	625,091
B. Government Arsenal	1,287,801	15,000	-	15,000	1,302,801
C. National Defense College of the Philippines	105,756	13,048	-	13,048	118,804
D. Office of the Civil Defense	1,211,366	25,000	-	25,000	1,236,366
E. Philippine Veterans Affairs Office (Proper)	567,454	25,000	-	25,000	592,454
F. Veterans Memorial Medical Center	1,654,818	100,000	-	100,000	1,754,818
G. Armed Forces of the Philippines	184,306,434	18,035,613	(16,632,128)	1,403,485	185,709,919
G.1 Philippine Army (Land Forces)	91,513,006	900,000	-	900,000	92,413,006
G.2 Philippine Air Force (Air Forces)	25,936,267	300,000	-	300,000	26,236,267
G.3 Philippine Navy (Naval Forces)	29,026,458	16,635,613	(16,632,128)	3,485	29,029,943
G.4 General Headquarters, AFP and AFP Wide Service Support Units (AFPWSSUs)	37,830,703	200,000	-	200,000	38,030,703
<b>XX. DEPARTMENT OF PUBLIC WORKS AND HIGHWAYS</b>	<b>529,746,624</b>	<b>676,000</b>	<b>(651,000)</b>	<b>25,000</b>	<b>529,771,624</b>
A. Office of the Secretary	529,746,624	676,000	(651,000)	25,000	529,771,624
<b>XXI. DEPARTMENT OF SCIENCE AND TECHNOLOGY</b>	<b>19,932,130</b>	<b>130,000</b>	<b>-</b>	<b>130,000</b>	<b>20,062,130</b>
A. Office of the Secretary	5,144,553	130,000	-	130,000	5,274,553
B. Advanced Science and Technology Institute	335,487	-	-	-	335,487
C. Food and Nutrition Research Institute	533,507	-	-	-	533,507
D. Forest Products Research and Development Institute	218,432	-	-	-	218,432
E. Industrial Technology Development Institute	524,198	-	-	-	524,198
F. Metals Industry Research and Development Center	251,479	-	-	-	251,479
G. National Academy of Science and Technology	105,594	-	-	-	105,594
H. National Research Council of the Philippines	89,861	-	-	-	89,861
I. Philippine Atmospheric, Geophysical and Astronomical Services Administration	1,411,786	-	-	-	1,411,786
J. Philippine Council for Agriculture, Aquatic and Natural Resources Research and Development	1,230,021	-	-	-	1,230,021
K. Philippine Council for Health Research and Development	652,899	-	-	-	652,899
L. Philippine Council for Industry, Energy and Emerging Technology Research and Development	723,981	-	-	-	723,981
M. Philippine Institute of Volcanology and Seismology	588,124	-	-	-	588,124
N. Philippine Nuclear Research Institute	443,815	-	-	-	443,815



Department/Agency/Corporation/Fund	FY 2020 General Appropriations Bill (HB No. 4228)	COMMITTEE REPORT			FY 2020 SV Committee Report on HB No. 4228
		Increases	Decreases	Net Change	
O. Philippine Science High School	2,602,079	-	-	-	2,602,079
P. Philippine Textile Research Institute	106,934	-	-	-	106,934
Q. Science Education Institute	4,741,060	-	-	-	4,741,060
R. Science and Technology Information Institute	98,363	-	-	-	98,363
S. Technology Application and Promotion Institute	129,957	-	-	-	129,957
<b>XXII. DEPARTMENT OF SOCIAL WELFARE AND DEVELOPMENT</b>	<b>158,348,522</b>	<b>3,077,956</b>	<b>(3,020,000)</b>	<b>57,956</b>	<b>158,406,478</b>
A. Office of the Secretary	156,564,630	3,020,000	(3,020,000)	-	156,564,630
B. Council for the Welfare of Children	63,215	54,956	-	54,956	118,171
C. Inter-Country Adoption Board	59,382	-	-	-	59,382
E. Juvenile Justice and Welfare Council	91,698	-	-	-	91,698
F. National Anti-Poverty Commission	232,221	-	-	-	232,221
G. National Commission on Indigenous Peoples	1,106,551	3,000	-	3,000	1,109,551
H. National Council on Disability Affairs	52,437	-	-	-	52,437
I. Presidential Commission for the Urban Poor	178,388	-	-	-	178,388
<b>XXIII. DEPARTMENT OF TOURISM</b>	<b>3,808,584</b>	<b>681,000</b>	<b>(600,000)</b>	<b>81,000</b>	<b>3,889,584</b>
A. Office of the Secretary	3,479,377	644,200	(600,000)	44,200	3,523,577
B. Intramuros Administration	78,766	36,800	-	36,800	115,566
C. National Parks Development Committee	250,441	-	-	-	250,441
<b>XXIV. DEPARTMENT OF TRADE AND INDUSTRY</b>	<b>17,699,123</b>	<b>2,850,000</b>	<b>(1,000,000)</b>	<b>1,850,000</b>	<b>19,549,123</b>
A. Office of the Secretary	4,608,916	1,820,000	-	1,820,000	6,428,916
B. Board of Investments	370,771	-	-	-	370,771
C. Construction Industry Authority of the Philippines	128,061	-	-	-	128,061
D. Cooperative Development Authority	566,140	10,000	-	10,000	576,140
E. Design Center of the Philippines	102,124	-	-	-	102,124
F. Philippine Trade Training Center	72,098	-	-	-	72,098
G. Technical Education and Skills Development Authority	11,851,013	1,020,000	(1,000,000)	20,000	11,871,013
<b>XXV. DEPARTMENT OF TRANSPORTATION</b>	<b>146,044,533</b>	<b>4,342,847</b>	<b>(23,527,084)</b>	<b>(19,184,237)</b>	<b>126,860,296</b>
A. Office of the Secretary	133,711,789	2,386,760	(21,620,997)	(19,234,237)	114,477,552
B. Civil Aeronautics Board	121,123	-	-	-	121,123
C. Maritime Industry Authority	721,317	50,000	-	50,000	771,317
D. Office of Transportation Cooperatives	37,928	-	-	-	37,928
E. Office for Transportation Security	119,752	-	-	-	119,752
F. Philippine Coast Guard	11,293,318	1,906,087	(1,906,087)	-	11,293,318
G. Toll Regulatory Board	39,306	-	-	-	39,306
<b>XXVI. NATIONAL ECONOMIC AND DEVELOPMENT AUTHORITY</b>	<b>9,421,412</b>	<b>323,183</b>	<b>-</b>	<b>323,183</b>	<b>9,744,595</b>
A. Office of the Director-General	1,364,273	323,183	-	323,183	1,687,456
B. Philippine National Volunteer Service Coordinating Agency	31,673	-	-	-	31,673
C. Public-Private Partnership Center of the Philippines	193,477	-	-	-	193,477
D. Philippine Statistical Research and Training Institute	57,310	-	-	-	57,310
E. Philippine Statistics Authority	7,212,629	-	-	-	7,212,629
F. Tariff Commission	79,090	-	-	-	79,090
G. Commission on Population	482,960	-	-	-	482,960
<b>XXVII. PRESIDENTIAL COMMUNICATIONS OPERATIONS OFFICE</b>	<b>1,633,882</b>	<b>-</b>	<b>-</b>	<b>-</b>	<b>1,633,882</b>
A. Presidential Communications Operations Office-Proper	439,324	-	-	-	439,324
B. Bureau of Broadcast Services	392,378	-	-	-	392,378
C. Bureau of Communications Services	57,627	-	-	-	57,627
D. National Printing Office	10,384	-	-	-	10,384
E. News and Information Bureau	120,062	-	-	-	120,062
F. Philippine Information Agency	387,065	-	-	-	387,065
G. Presidential Broadcast Staff (RTVM)	227,042	-	-	-	227,042
<b>XXVIII. OTHER EXECUTIVE OFFICES</b>	<b>49,261,187</b>	<b>13,071,424</b>	<b>(150,452)</b>	<b>12,920,972</b>	<b>62,182,159</b>
A. Anti-Money Laundering Council	145,201	-	-	-	145,201
B. Anti-Red Tape Authority	72,401	100,000	-	100,000	172,401
C. Climate Change Commission	124,023	-	-	-	124,023
D. Commission on Filipinos Overseas	129,838	-	-	-	129,838
E. Commission on Higher Education	39,659,793	11,703,767	-	11,703,767	51,363,560



Department/Agency/Corporation/Fund	FY 2020 General Appropriations Bill (HB No. 4228)	COMMITTEE REPORT			FY 2020 SV Committee Report on HB No. 4228
		Increases	Decreases	Net Change	
F. Commission on the Filipino Language	72,817	10,000	-	10,000	82,817
G. Dangerous Drugs Board	533,661	20,000	-	20,000	553,661
H. Energy Regulatory Commission	537,240	262,538	-	262,538	799,778
I. Film Development Council of the Philippines	195,068	20,000	-	20,000	215,068
J. Games and Amusement Board	123,460	-	-	-	123,460
K. Governance Commission for Government-Owned and Controlled Corporations	182,510	-	-	-	182,510
L. Mindanao Development Authority	172,002	20,000	-	20,000	192,002
M. Movie and Television Review and Classification Board	38,838	-	-	-	38,838
N. National Commission for Culture and the Arts	689,498	131,719	(6,000)	125,719	815,217
N.1 National Commission for Culture and the Arts- Proper	24,661	67,000	-	67,000	91,661
N. 2 National Historical Commission of the Philippines	340,745	16,159	(6,000)	10,159	350,904
N.3 National Library of the Philippines	187,794	35,000	-	35,000	222,794
N.4 National Archives of the Philippines	136,298	13,560	-	13,560	149,858
O. National Intelligence Coordinating Agency	844,175	100,000	-	100,000	944,175
P. National Security Council	339,793	100,000	-	100,000	439,793
Q. Office of the Presidential Adviser on the Peace Process	678,757	500,000	-	500,000	1,178,757
R. Optical Media Board	64,907	3,400	-	3,400	68,307
S Pasig River Rehabilitation Commission	259,715	-	(144,452)	(144,452)	115,263
T. Philippine Competition Commission	435,100	-	-	-	435,100
U. Philippine Drug Enforcement Agency	2,380,295	100,000	-	100,000	2,480,295
V. Philippine Racing Commission	185,293	-	-	-	185,293
W. Philippine Sports Commission	671,964	-	-	-	671,964
X. Presidential Legislative Liaison Office	91,297	-	-	-	91,297
Y. Presidential Management Staff	633,541	-	-	-	633,541
XXIX. JOINT LEGISLATIVE -EXECUTIVE COUNCILS	3,636	725	-	725	4,361
A. Legislative-Executive Development Advisory Council	3,636	725	-	725	4,361
XXX. THE JUDICIARY	37,651,425	2,520,196	-	2,520,196	40,171,621
A. Supreme Court of the Philippines and the Lower Courts	33,468,930	1,526,888	-	1,526,888	34,995,818
B. Presidential Electoral Tribunal	131,873	13,048	-	13,048	144,921
C. Sandiganbayan	788,410	577,154	-	577,154	1,365,564
D. Court of Appeals	2,798,782	288,639	-	288,639	3,087,421
E. Court of Tax Appeals	463,430	114,467	-	114,467	577,897
XXXI. CIVIL SERVICE COMMISSION	1,692,115	-	-	-	1,692,115
A. Civil Service Commission	1,602,103	-	-	-	1,602,103
B. Career Executive Service Board	90,012	-	-	-	90,012
XXXII. COMMISSION ON AUDIT	12,290,539	173,000	-	173,000	12,463,539
XXXIII. COMMISSION ON ELECTIONS	3,838,206	-	-	-	3,838,206
XXXIV. OFFICE OF THE OMBUDSMAN	3,087,547	959,179	-	959,179	4,046,726
XXXV. COMMISSION ON HUMAN RIGHTS	813,138	50,000	-	50,000	863,138
A. Commission on Human Rights	780,255	50,000	-	50,000	830,255
B. Human Rights Violations Victims' Memorial Commission	32,883	-	-	-	32,883
<b>SPECIAL PURPOSE FUNDS</b>	<b>549,520,537</b>	<b>20,066,730</b>	<b>(45,737,919)</b>	<b>(25,671,189)</b>	<b>523,849,348</b>
XXXVI. BUDGETARY SUPPORT TO GOVERNMENT CORPORATIONS	193,803,935	14,890,278	(9,455,054)	5,435,224	199,239,159
A. DEPARTMENT OF AGRICULTURE	17,459,645	-	-	-	17,459,645
A.1 National Dairy Authority	266,492	-	-	-	266,492
A.2 National Food Authority	10,000,000	-	-	-	10,000,000
A.3 Philippine Coconut Authority	1,116,744	-	-	-	1,116,744
A.4 Philippine Crop Insurance Corporation	3,500,000	-	-	-	3,500,000
A.5 Philippine Fisheries Development Authority	1,425,767	-	-	-	1,425,767
A.6 Philippine Rice Research Institute	650,642	-	-	-	650,642
A.7 Sugar Regulatory Administration	500,000	-	-	-	500,000
B. DEPARTMENT OF ENERGY	3,217,469	500,000	(776,638)	(276,638)	2,940,831
B.1 National Electrification Administration	2,031,263	500,000	(776,638)	(276,638)	1,754,625



Department/Agency/Corporation/Fund	FY 2020 General Appropriations Bill (HB No. 4228)	COMMITTEE REPORT			FY 2020 SV Committee Report on HB No. 4228
		Increases	Decreases	Net Change	
B.2 National Power Corporation	1,186,206	-	-	-	1,186,206
C. DEPARTMENT OF FINANCE	37,085,000	-	-	-	37,085,000
C.1 Land Bank of the Philippines	36,488,000	-	-	-	36,488,000
C.2 Philippine Tax Academy	97,000	-	-	-	97,000
C.3 Trade and Investment Development Corporation	500,000	-	-	-	500,000
D. DEPARTMENT OF HEALTH	71,425,614	5,000,000	-	5,000,000	76,425,614
D.1 Lung Center of the Philippines	413,287	-	-	-	413,287
D.2 National Kidney and Transplant Institute	900,138	-	-	-	900,138
D.3 Philippine Children's Medical Center	1,196,653	-	-	-	1,196,653
D.4 Philippine Health Insurance Corporation	67,353,360	5,000,000	-	5,000,000	72,353,360
D.5 Philippine Heart Center	1,424,023	-	-	-	1,424,023
D.6 Philippine Institute for Traditional Alternative Health Care	138,153	-	-	-	138,153
E. DEPARTMENT OF HUMAN SETTLEMENTS AND URBAN DEVELOPMENT (DHSUD)	5,673,877	144,452	-	144,452	5,818,329
E.1 National Home Mortgage Finance Corporation	1,000,000	-	-	-	1,000,000
E.2 National Housing Authority	3,276,958	144,452	-	144,452	3,421,410
E.3 Social Housing Finance Corporation	1,396,919	-	-	-	1,396,919
F. DEPARTMENT OF PUBLIC WORKS AND HIGHWAYS	325,317	20,000	-	20,000	345,317
F.1 Local Water Utilities Administration	325,317	20,000	-	20,000	345,317
DEPARTMENT OF TOURISM	-	15,000	-	15,000	15,000
1 Nayong Pilipino Foundation	-	15,000	-	15,000	15,000
G. DEPARTMENT OF TRADE AND INDUSTRY	1,867,200	80,000	-	80,000	1,947,200
G.1 Aurora Pacific Economic Zone and Freeport	88,721	80,000	-	80,000	168,721
G.2 Center for International Trade Expositions and Missions	278,479	-	-	-	278,479
G.3 Small Business Corporation	1,500,000	-	-	-	1,500,000
H. DEPARTMENT OF TRANSPORTATION	1,018,152	-	-	-	1,018,152
H.1 Light Rail Transit Authority	1,018,152	-	-	-	1,018,152
I. NATIONAL ECONOMIC AND DEVELOPMENT	322,294	-	-	-	322,294
I.1 Philippine Institute for Development Studies	322,294	-	-	-	322,294
J. PRESIDENTIAL COMMUNICATIONS OPERATIONS	306,148	-	-	-	306,148
J.1 Intercontinental Broadcasting Corporation	27,768	-	-	-	27,768
J.2 People's Television Network, Inc.	278,380	-	-	-	278,380
K. OTHER EXECUTIVE OFFICES	55,074,613	9,130,826	(8,678,416)	452,410	55,527,023
K.1 Authority of the Freeport Area of Bataan	294,890	80,000	-	80,000	374,890
K.2 Bases Conversion and Development Authority	15,396,000	100,000	-	100,000	15,496,000
K.3 Cagayan Economic Zone Authority	263,029	-	-	-	263,029
K.4 Credit Information Corporation	21,648	-	-	-	21,648
K.5 Cultural Center of the Philippines	313,015	45,000	-	45,000	358,015
K.6 Development Academy of the Philippines	402,214	17,000	-	17,000	419,214
K.7 Home Guaranty Corporation	500,000	-	-	-	500,000
K.8 National Irrigation Administration	36,277,289	8,678,416	(8,678,416)	-	36,277,289
K.9 Philippine Center for Economic Development	30,791	18,410	-	18,410	49,201
K.10 Philippine Postal Corporation	500,256	-	-	-	500,256
K.11 Southern Philippines Development Authority	75,574	-	-	-	75,574
K.12 Subic Bay Metropolitan Authority	601,668	192,000	-	192,000	793,668
K.13 Zamboanga City Special Economic Zone Authority	398,239	-	-	-	398,239
L. BUDGETARY SUPPORT TO GOVERNMENT CORPORATIONS - OTHERS	28,606	-	-	-	28,606
XXXVII. ALLOCATIONS TO LOCAL GOVERNMENT UNITS	69,087,918	176,452	-	176,452	69,264,370
A. Metropolitan Manila Development Authority	4,601,907	176,452	-	176,452	4,778,359
B. Special Shares of LGUs in the Proceeds of National Taxes	29,093,329	-	-	-	29,093,329
C. Local Government Support Fund	27,977,219	-	-	-	27,977,219

Department/Agency/Corporation/Fund	FY 2020 General Appropriations Bill (HB No. 4228)	COMMITTEE REPORT			FY 2020 SV Committee Report on HB No. 4228
		Increases	Decreases	Net Change	
D. Special Shares of LGUs in the Proceeds of Fire Code Fees	365,463	-	-	-	365,463
E. Barangay Officials Death Benefits Fund	50,000	-	-	-	50,000
F. Bangsamoro Autonomous Region in Muslim Mindanao (BARMM)	7,000,000	-	-	-	7,000,000
XXXVIII. CONTINGENT FUND	13,000,000	-	-	-	13,000,000
XXXIX. MISCELLANEOUS PERSONNEL BENEFITS FUND	63,404,890	-	(10,000,000)	(10,000,000)	53,404,890
XL. NATIONAL DISASTER RISK REDUCTION AND MANAGEMENT FUND	20,000,000	5,000,000	(5,000,000)	-	20,000,000
XLI. PENSION AND GRATUITY FUND	190,223,794	-	(21,282,865)	(21,282,865)	168,940,929
TOTAL PROGRAMMED NEW APPROPRIATIONS	2,850,210,977	97,532,625	(97,532,625)	-	2,850,210,977
XLII. UNPROGRAMMED APPROPRIATIONS	216,303,492	33,000,000	(33,000,000)	-	216,303,492
<b>TOTAL NEW APPROPRIATIONS</b>	<b>3,066,514,469</b>	<b>130,532,625</b>	<b>(130,532,625)</b>	<b>-</b>	<b>3,066,514,469</b>
<b>BUDGETS OF DOE ATTACHED CORPORATIONS</b>					
I. National Electrification Administration	14,647,006	745,000	(1,021,638)	(276,638)	14,370,368
II. National Power Corporation	33,421,449	-	-	-	33,421,449
III. Philippine National Oil Company	1,024,131	-	-	-	1,024,131
<b>Total</b>	<b>49,092,586</b>	<b>745,000</b>	<b>(1,021,638)</b>	<b>(276,638)</b>	<b>48,815,948</b>